

Scaled data based on original data using
LM-79-08 Approved Method: Electrical and Photometric Measurements of Solid-
State Lighting Products

Test Report Prepared for
Cooper Lighting Solutions
(formerly Eaton)

Brand: McGRAW-EDISON

Report Number: P385811

Luminaire Tested: **GWC-SA1B-827-U-T3**

Issue Date: 3/3/2020

Test Information

Test Method: LM-79-08
Report Number: P385811
TEST IS SCALED FROM IESNA LM-79-08 TEST DATA (G2-1903-205-14)
Test Lab: INNOVATION CENTER
Issue Date: 3/3/2020
Manufacturer: COOPER LIGHTING SOLUTIONS (FORMERLY EATON)
Product Line: MCGRAW-EDISON
Catalog Number: GWC-SA1B-827-U-T3
Description: GALLEON WALL LUMINAIRE
(1) 80 CRI, 2700K, 800mA LIGHTSQUARE WITH 16 LEDS AND TYPE III OPTICS
Light Source: -
Ballast/Driver: ELECTRONIC DRIVER

Summary

Lumens per Lamp: N/A
Luminaire Lumens: 4488 lumens
Efficiency: N/A
Efficacy: 102.0 lumens/watt
Luminous Opening: Rectangular (W 0.5' x L: 0.5' x H: 0')
IES Classification: Type III - Short
BUG Rating: B1 - U0 - G1

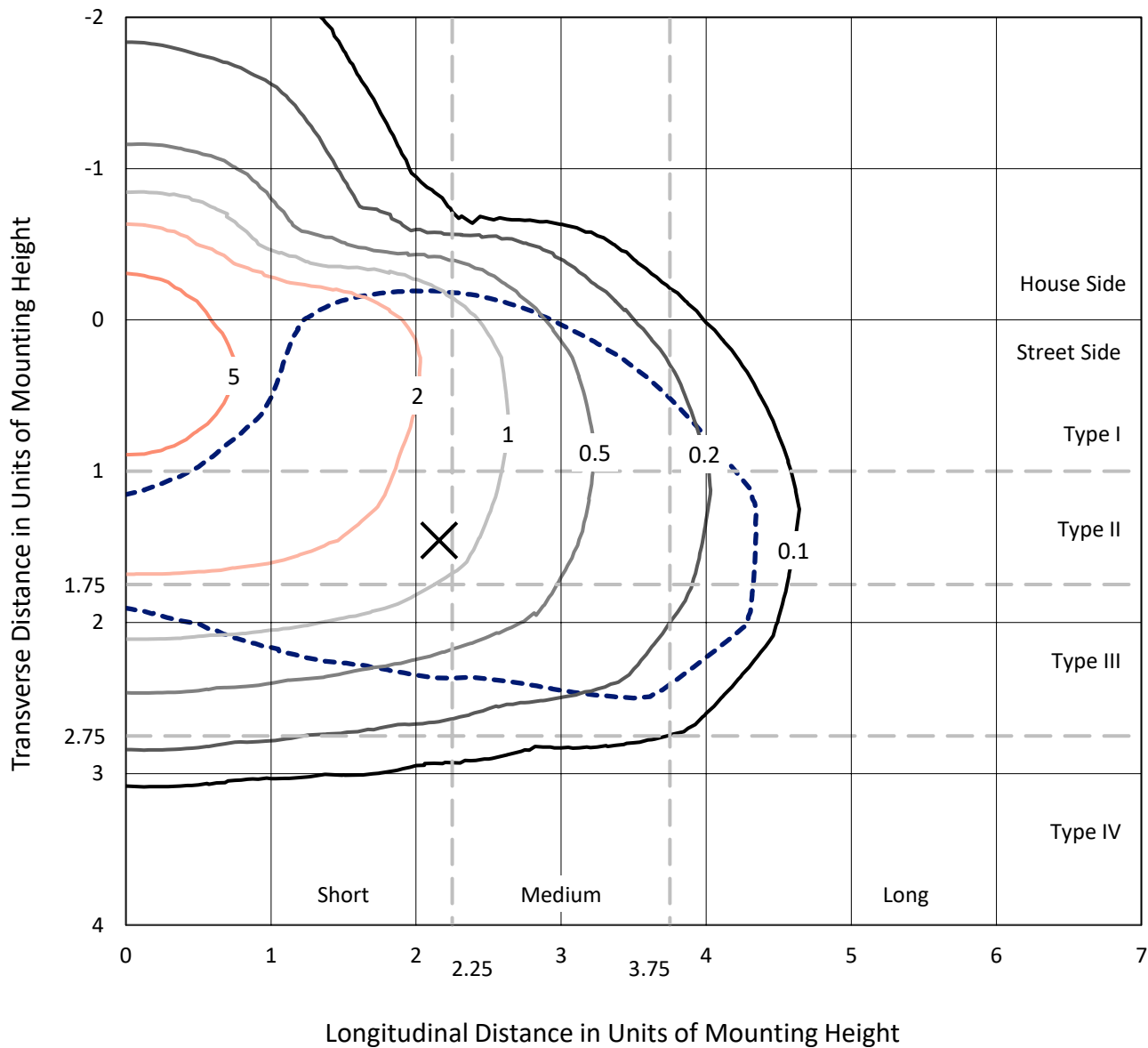
Input Watts (W): 44
Input Voltage (V): NR
Input Current (Ain): NR
Voltage Rise (V): NR
Power Factor: NR
Total Harmonic Distortion (THDi): NR
Frequency (hertz): 60
Stabilization Time: NR
Operation Time: NR
Ambient Temperature (°C): NR
Test Distance: 24 FT



REPORT NUMBER: P385811
 CATALOG NUMBER: GWC-SA1B-827-U-T3

Iso-Footcandle Lines of Horizontal Illumination

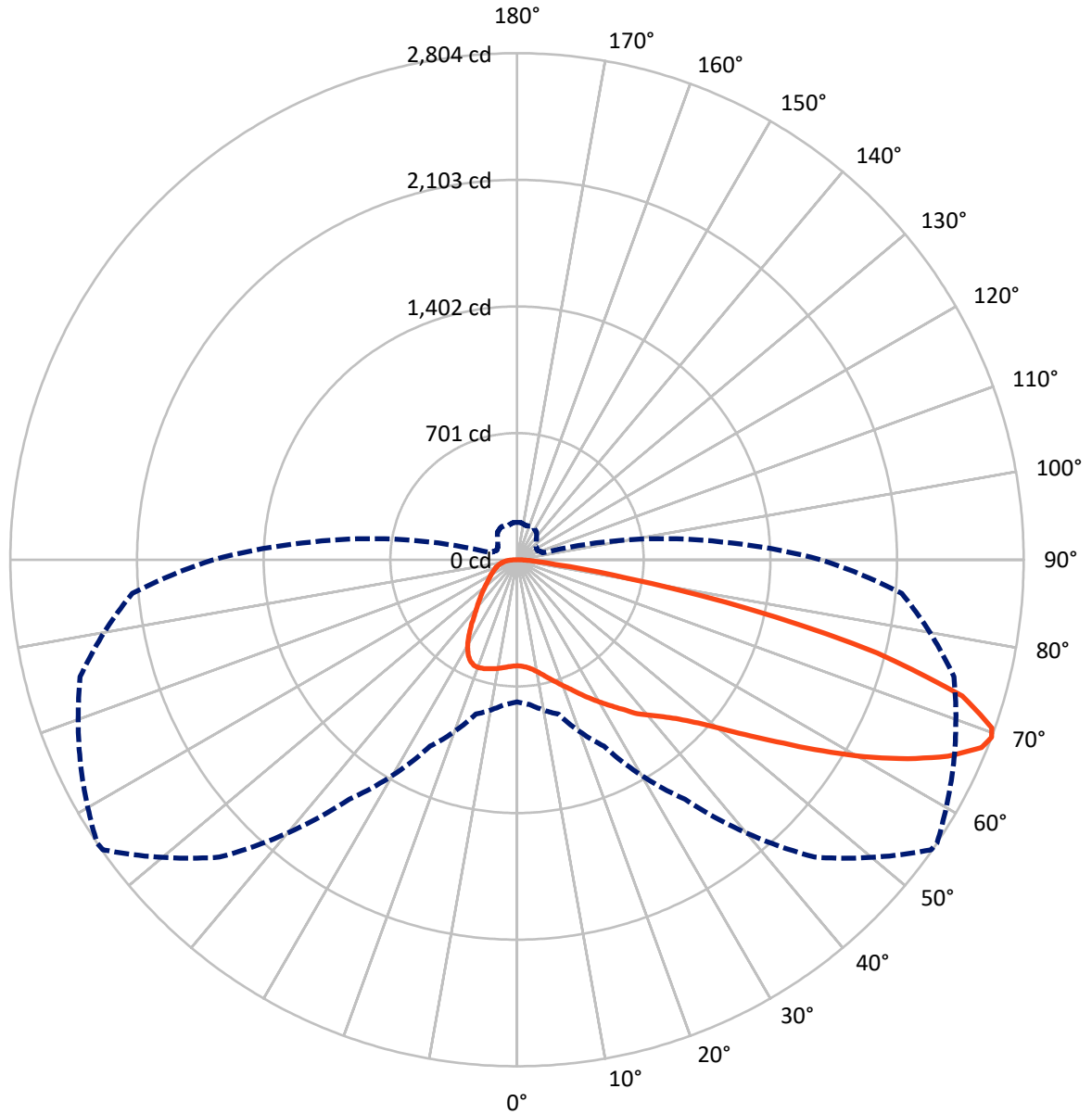
✕ Max cd
 - - - 1/2 Max cd



Based on 10 foot mounting height. Maximum calculated value = 6.4 fc
 Type III - Short - N/A

REPORT NUMBER: P385811
CATALOG NUMBER: GWC-SA1B-827-U-T3

Luminous Intensity Polar Plot



— Vertical Plane Through 56-Deg Lateral - - - Horizontal Cone Through 69-Deg Vertical



REPORT NUMBER: P385811

CATALOG NUMBER: GWC-SA1B-827-U-T3

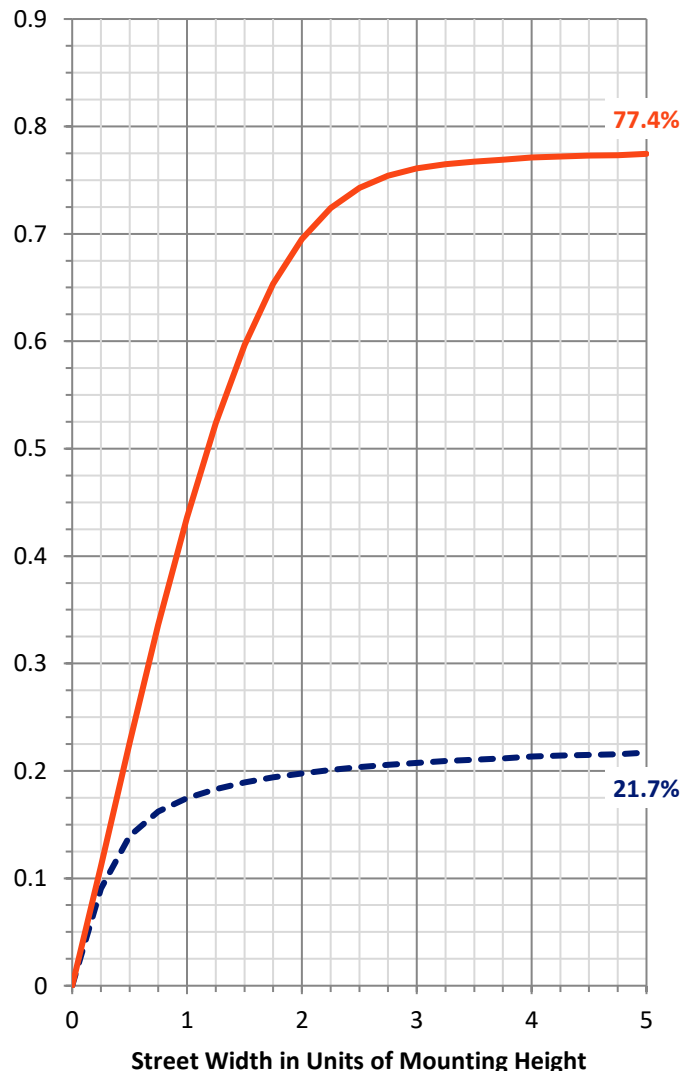
FLUX DISTRIBUTION:

		Downward	Upward	Total
House Side	Lumens	999.5	0.0	999.5
	% Fixture	22.3	0.0	22.3
Street Side	Lumens	3488.5	0.0	3488.5
	% Fixture	77.7	0.0	77.7
Total	Lumens	4488.0	0.0	4488.0
	% Fixture	100.0	0.0	100.0

Coefficient of Utilization

ZONAL LUMENS:

Zone	Lumens	% Fixture
0°-10°	57.6	1.3
10°-20°	185.3	4.1
20°-30°	323.5	7.2
30°-40°	464.7	10.4
40°-50°	643.1	14.3
50°-60°	942.2	21.0
60°-70°	1148.7	25.6
70°-80°	635.1	14.2
80°-90°	88.0	2.0
90°-100°	0.0	0.0
100°-110°	0.0	0.0
110°-120°	0.0	0.0
120°-130°	0.0	0.0
130°-140°	0.0	0.0
140°-150°	0.0	0.0
150°-160°	0.0	0.0
160°-170°	0.0	0.0
170°-180°	0.0	0.0
0°-90°	4488.0	100.0
0°-180°	4488.0	100.0



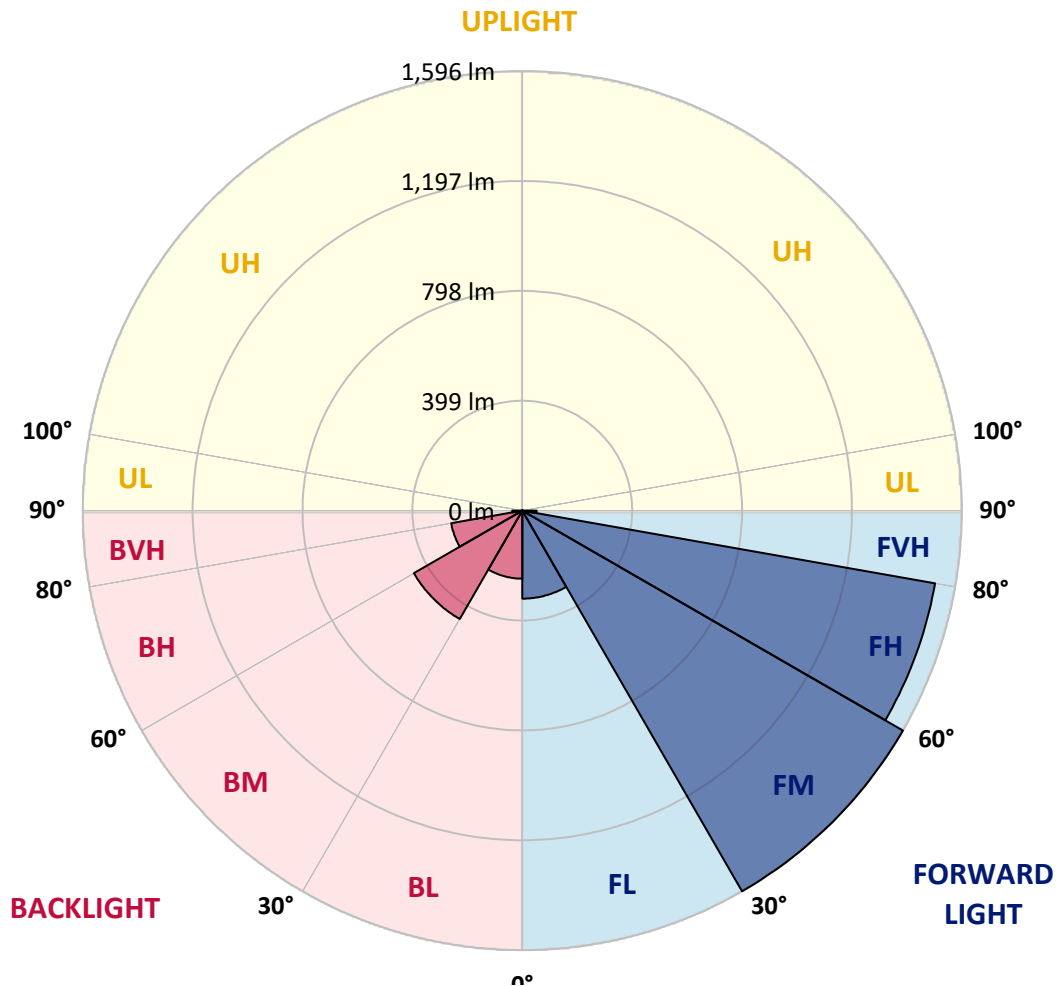
REPORT NUMBER: P385811

CATALOG NUMBER: GWC-SA1B-827-U-T3

LUMINAIRE CLASSIFICATION SYSTEM LUMEN TABLE AND BUG RATING:

Zone	Lumens	% Fixture	Zone Rating/Lumen Limit		
			B	U	G
FL (0°-30°)	319.4	7.1			
FM (30°-60°)	1595.7	35.6			
FH (60°-80°)	1521.7	33.9			G1/1800
FVH (80°-90°)	51.8	1.2			G1/100
BL (0°-30°)	247.0	5.5	B1/500		
BM (30°-60°)	454.2	10.1	B1/1000		
BH (60°-80°)	262.1	5.8	B1/500		G1/500
BVH (80°-90°)	36.1	0.8			G1/100
UL (90°-100°)	0.0	0.0		U0/0	
UH (100°-180°)	0.0	0.0		U0/0	

BUG Rating: B1-U0-G1
 Type III Short





REPORT NUMBER: P385811
 CATALOG NUMBER: GWC-SA1B-827-U-T3

CANDELA DISTRIBUTION (FULL):

	0°	5°	15°	25°	35°	45°	55°	56°	65°	75°	85°
0°	586.7	586.7	586.7	586.7	586.7	586.7	586.7	586.7	586.7	586.7	586.7
2.5°	590.4	591.1	590.6	591.8	590.4	591.4	590.6	590.6	590.1	588.7	587.2
5°	599.7	601.0	600.2	601.4	599.7	600.0	598.6	598.6	597.3	594.3	591.2
7.5°	614.3	615.7	615.0	616.3	613.9	613.9	612.1	611.9	609.2	604.4	600.8
10°	631.6	633.4	632.8	634.7	632.8	633.4	631.6	631.6	627.9	621.1	616.6
12.5°	656.8	659.1	657.4	657.2	656.5	657.7	656.2	655.8	652.4	643.2	637.0
15°	690.5	693.0	689.4	689.1	684.8	684.3	684.3	683.8	681.7	670.5	660.3
17.5°	729.3	730.1	727.0	722.0	716.5	712.9	712.4	713.7	713.7	700.7	684.5
20°	767.3	768.7	766.2	760.7	753.6	748.3	744.6	747.1	746.9	731.5	708.4
22.5°	808.8	812.0	808.3	801.2	792.8	787.0	780.5	782.6	782.8	763.8	731.9
25°	862.4	859.5	857.1	847.1	835.2	829.2	823.1	825.3	824.7	798.6	756.2
27.5°	909.9	910.5	907.4	896.7	883.0	869.7	869.4	870.8	868.4	834.7	779.1
30°	965.1	965.4	961.0	951.5	936.5	919.3	915.3	917.6	912.7	869.1	803.2
32.5°	1020.0	1021.5	1016.7	1005.1	993.0	972.2	964.1	965.7	953.3	904.1	828.1
35°	1068.0	1070.2	1068.7	1060.9	1047.8	1029.8	1020.3	1019.3	1004.0	947.1	861.0
37.5°	1117.0	1119.1	1117.4	1110.9	1105.6	1086.6	1081.5	1081.5	1054.9	991.0	902.9
40°	1167.4	1170.5	1168.5	1159.6	1155.1	1146.4	1134.2	1131.3	1102.5	1043.8	971.2
42.5°	1214.3	1218.3	1226.4	1221.1	1212.0	1213.2	1188.6	1187.1	1166.1	1121.7	1057.1
45°	1280.8	1286.7	1300.3	1296.2	1294.4	1287.6	1258.4	1257.0	1248.9	1226.5	1163.6
47.5°	1353.3	1361.3	1385.9	1386.7	1406.6	1393.8	1354.1	1349.3	1351.1	1352.0	1293.6
50°	1420.1	1428.9	1469.2	1488.3	1535.3	1538.0	1474.5	1470.2	1477.4	1498.8	1445.1
52.5°	1473.4	1484.5	1535.0	1593.7	1674.3	1697.1	1622.8	1619.5	1624.9	1661.7	1616.4
55°	1512.5	1524.6	1579.5	1686.5	1815.1	1855.5	1793.5	1790.4	1793.8	1840.6	1802.7
57.5°	1521.7	1524.6	1604.2	1748.9	1934.0	2030.9	2002.3	1996.1	1979.4	2020.3	2008.4
60°	1478.8	1490.6	1583.8	1770.9	2026.0	2203.9	2220.6	2212.9	2166.1	2199.5	2189.9
62.5°	1391.9	1413.0	1507.6	1737.5	2062.0	2345.3	2434.8	2425.5	2344.8	2366.4	2320.4
65°	1250.0	1259.0	1358.4	1622.3	2016.2	2435.7	2625.7	2621.1	2519.5	2485.6	2344.5
67.5°	996.1	1013.0	1097.4	1381.6	1829.0	2425.0	2773.4	2772.9	2633.6	2529.9	2259.0
69°	787.0	804.4	884.8	1138.1	1618.4	2327.5	2798.1	2803.5	2665.8	2503.0	2136.8
70°	627.4	647.7	702.8	958.6	1431.5	2198.8	2777.5	2787.3	2659.6	2458.6	2024.1
72.5°	267.0	283.4	322.7	494.1	872.5	1641.9	2539.6	2576.4	2516.2	2250.2	1672.9
75°	116.6	121.7	139.5	201.5	387.3	893.6	1989.5	2057.5	2151.5	1902.0	1246.1
77.5°	85.3	87.5	97.2	118.3	173.8	337.5	1279.4	1319.0	1551.6	1384.1	764.4
80°	66.0	67.6	75.1	86.9	113.5	136.5	583.5	617.5	872.5	710.9	318.3
82.5°	52.6	53.6	58.9	64.0	78.4	82.7	193.7	214.9	322.0	196.4	84.3
85°	48.9	50.1	51.9	46.7	50.2	48.5	83.8	87.7	97.2	77.1	35.3
87.5°	22.1	26.1	51.5	36.3	26.7	21.3	34.3	35.9	40.4	40.5	15.6
90°	0.0	0.0	0.0	0.0	0.0	0.0	0.0	0.0	0.0	0.0	0.0



REPORT NUMBER: P385811
 CATALOG NUMBER: GWC-SA1B-827-U-T3

CANDELA DISTRIBUTION (continued):

	90°	95°	105°	115°	125°	135°	145°	155°	165°	175°	180°
0°	586.7	586.7	586.7	586.7	586.7	586.7	586.7	586.7	586.7	586.7	586.7
2.5°	588.1	587.7	588.4	586.6	588.9	588.7	588.0	588.3	589.8	589.7	589.8
5°	591.7	591.4	592.3	590.9	593.7	594.6	594.8	596.2	597.9	598.3	598.3
7.5°	600.7	600.7	601.1	599.3	601.1	601.0	600.2	601.6	603.3	603.4	603.3
10°	616.1	616.3	615.5	610.7	609.2	605.0	601.1	601.3	603.4	605.1	605.6
12.5°	635.6	635.0	631.6	622.8	616.3	607.8	603.7	603.6	605.8	607.1	607.6
15°	657.9	656.2	647.3	633.0	621.5	613.2	606.7	605.1	603.9	602.4	602.5
17.5°	678.9	675.0	660.3	640.4	628.3	617.2	604.7	594.6	587.7	583.6	582.4
20°	700.2	692.6	671.5	647.3	632.0	611.8	587.7	567.3	554.6	548.7	547.6
22.5°	719.7	707.5	681.8	654.6	629.1	593.5	555.7	526.0	508.4	500.5	501.1
25°	738.7	721.7	692.6	659.7	614.3	561.4	511.1	474.6	454.2	445.4	445.1
27.5°	755.4	736.1	704.4	655.5	586.6	515.6	458.4	422.9	405.8	398.3	397.0
30°	774.6	754.2	720.0	639.6	546.1	462.7	406.9	381.9	369.8	362.2	360.9
32.5°	797.9	778.8	732.8	610.7	494.3	407.5	366.7	349.3	338.3	329.8	328.2
35°	831.9	811.2	736.1	569.3	437.4	363.9	337.2	319.3	304.4	293.4	292.4
37.5°	874.6	851.9	728.7	515.6	382.2	335.7	312.6	290.5	271.2	255.7	253.2
40°	936.2	901.8	708.1	453.8	341.5	313.9	288.7	263.5	239.5	221.4	217.8
42.5°	1010.1	960.4	676.6	392.2	311.7	291.7	264.8	233.6	210.7	197.9	196.0
45°	1104.1	1021.3	632.8	338.4	282.3	269.6	239.2	210.4	196.2	186.8	185.2
47.5°	1211.4	1089.7	586.9	294.7	257.4	248.9	218.6	200.1	188.8	181.4	180.0
50°	1343.2	1166.8	538.2	258.8	232.4	224.0	208.9	194.3	185.4	179.7	178.3
52.5°	1492.0	1253.9	503.1	230.5	211.7	205.6	203.8	191.3	184.0	179.7	178.3
55°	1652.1	1342.5	465.2	206.7	193.7	195.4	200.4	191.6	186.6	181.4	179.3
57.5°	1812.5	1434.0	423.0	186.6	179.5	187.8	198.1	192.2	188.0	182.9	181.0
60°	1939.3	1492.0	357.6	169.8	168.2	179.5	192.5	187.5	182.1	182.3	182.0
62.5°	1998.5	1488.9	285.4	154.8	156.9	168.2	183.5	180.3	175.8	181.8	182.3
65°	1965.2	1414.7	222.2	141.2	144.9	156.5	174.2	176.7	178.3	189.9	191.4
67.5°	1825.8	1270.3	172.1	129.3	133.9	148.4	175.2	192.5	194.5	206.7	206.6
69°	1681.5	1134.8	149.5	123.1	128.5	150.4	187.2	202.5	195.0	207.9	206.1
70°	1560.6	1027.7	137.4	118.9	126.0	154.0	195.3	202.4	192.6	203.8	200.7
72.5°	1201.9	739.3	116.6	111.2	117.7	147.3	197.6	197.9	187.2	189.4	184.1
75°	824.4	467.2	101.7	100.6	105.0	132.8	190.2	189.1	173.2	170.1	165.7
77.5°	454.5	237.3	86.4	90.6	93.5	117.7	172.9	171.3	158.2	151.7	150.1
80°	175.3	103.9	73.0	80.6	82.4	101.9	151.5	150.1	139.1	130.8	128.5
82.5°	66.2	54.4	60.3	69.7	69.1	84.1	128.3	127.6	116.9	104.7	101.0
85°	30.6	32.6	47.8	57.5	53.0	62.3	102.7	104.1	91.1	76.5	76.5
87.5°	13.0	18.2	33.9	43.4	35.7	42.1	75.3	71.9	66.0	45.8	43.0
90°	0.0	0.0	0.0	0.0	0.0	0.0	0.0	0.0	0.0	0.0	0.0

Signify Classified - Internal
Cooper Lighting Solutions Photometric Lab
1121 Highway 74 South
Peachtree City, GA 30269

Scaled Data Report



Report Generated By 670245982

Signify Classified - Internal
Cooper Lighting Solutions Photometric Lab
1121 Highway 74 South
Peachtree City, GA 30269

Scaled Data Report



Signify Classified - Internal
Cooper Lighting Solutions Photometric Lab
1121 Highway 74 South
Peachtree City, GA 30269

Scaled Data Report



Signify Classified - Internal
Cooper Lighting Solutions Photometric Lab
1121 Highway 74 South
Peachtree City, GA 30269

Scaled Data Report



Signify Classified - Internal
Cooper Lighting Solutions Photometric Lab
1121 Highway 74 South
Peachtree City, GA 30269

Scaled Data Report



--- HS — SS

Signify Classified - Internal
Cooper Lighting Solutions Photometric Lab
1121 Highway 74 South
Peachtree City, GA 30269

Scaled Data Report



u

Signify Classified - Internal
Cooper Lighting Solutions Photometric Lab
1121 Highway 74 South
Peachtree City, GA 30269

Scaled Data Report



Signify Classified - Internal
Cooper Lighting Solutions Photometric Lab
1121 Highway 74 South
Peachtree City, GA 30269

Scaled Data Report



(END OF REPORT)